

ISOLATE YOUR EYES
COCOONS®


CLIP-ONS SIZING INSTRUCTIONS:

Use the shape illustrations to find the clip size that most accurately fits your prescription glasses. To find the perfect fit, print out this form at 100% actual size and then place your prescription glasses face down on each shape and choose the one that is closest to the shape of your eyewear.




INCLUDED CASE

This clip fits a maximum of 129 mm (5 1/16 inches).




■ REC7-50

This clip fits a maximum of 133 mm (5 1/4 inches).



■ REC7-52

This clip fits a maximum of 137 mm (5 7/16 inches).



■ REC7-54



The image of the quarter should be the same size as an actual quarter when printed at full scale. The image should be 24 mm in diameter at full size.