

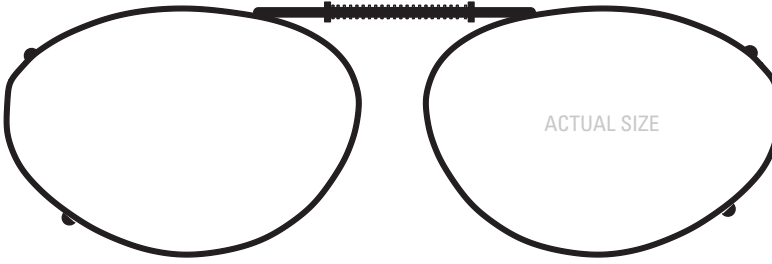
ISOLATE YOUR EYES  
**COCOONS®**

Use the shape illustrations to find the clip size that most accurately fits your prescription glasses. To find the perfect fit, print out this form at 100% actual size and then place your prescription glasses face down on each shape and choose the one that is closest to the shape of your eyewear.

This clip fits a maximum of 120 mm (4 3/4 inches).

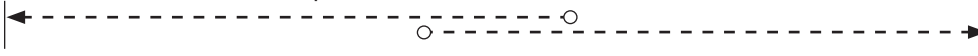


31 mm  
(1 3/16 inches)

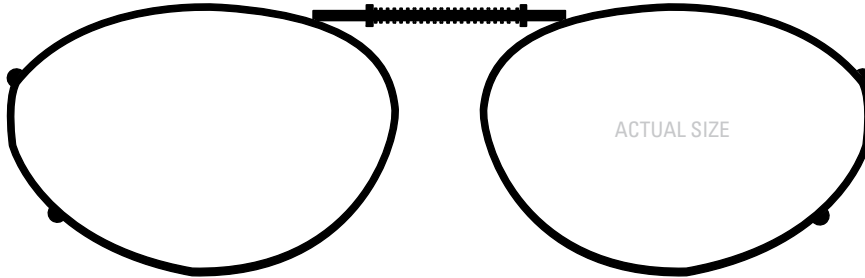


● OVL6-46

This clip fits a maximum of 130 mm (5 1/8 inches).

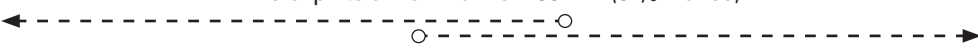


34 mm  
(1 3/8 inches)

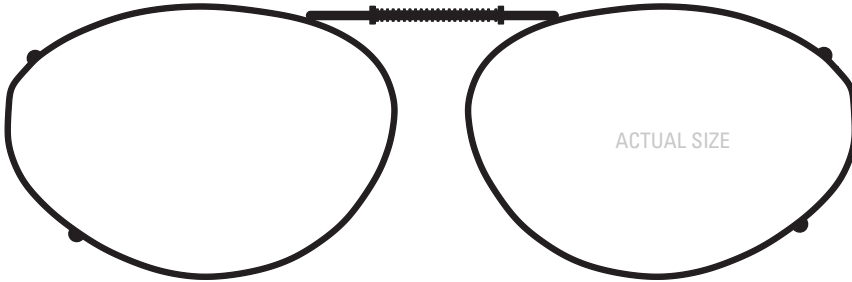


● OVL6-50

This clip fits a maximum of 130 mm (5 1/8 inches).

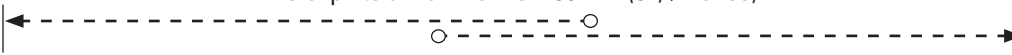


36 mm  
(1 7/16 inches)

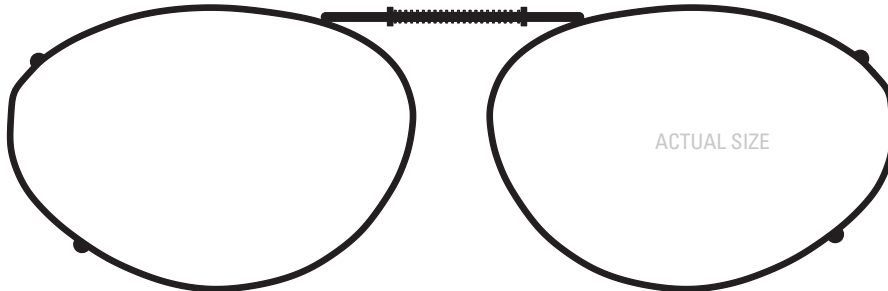


● OVL6-52

This clip fits a maximum of 135 mm (5 1/4 inches).



37 mm  
(1 9/16 inches)



● OVL6-54



INCLUDED CASE



The image of the quarter should be the same size as an actual quarter when printed at full scale. The image should be 24 mm in diameter at full size.