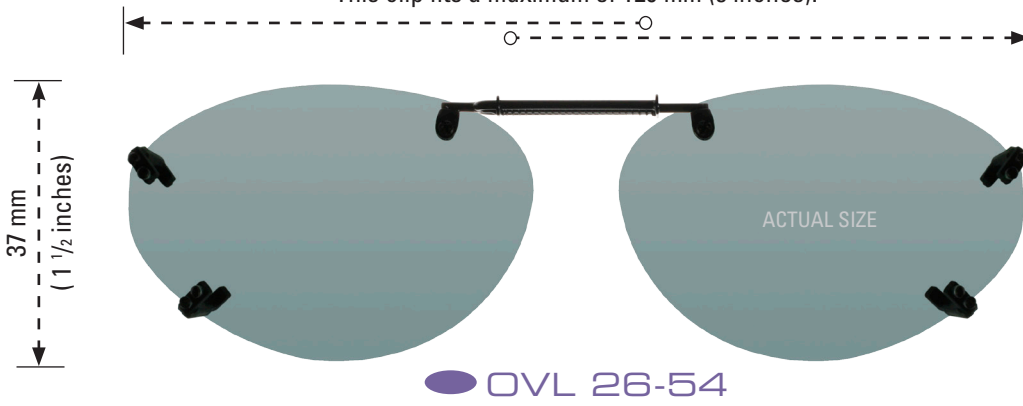


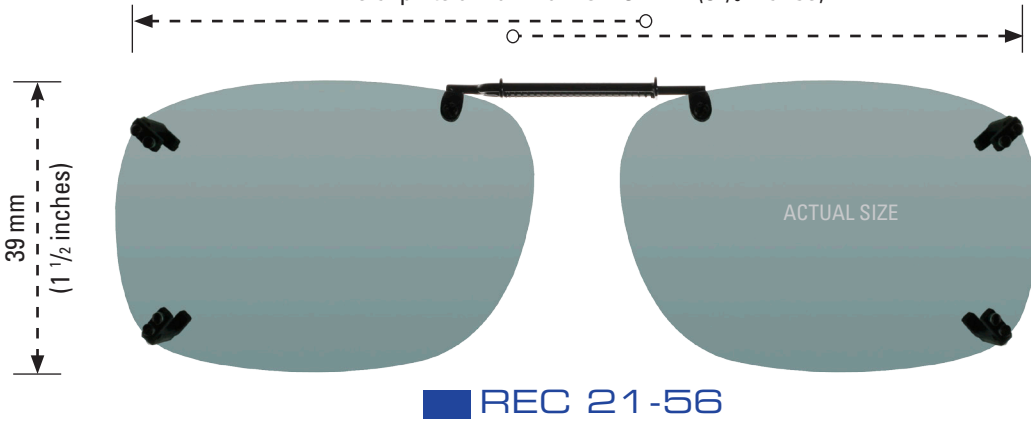
ISOLATE YOUR EYES
COCOONS®

Use the Clip-On illustrations shown to determine if this size will fit your prescription glasses. To use the sizing guide, print this page at 100% actual size and then place your prescription glasses face down on the image. If the shape does not closely match the shape of your eyewear frame, please try another size.

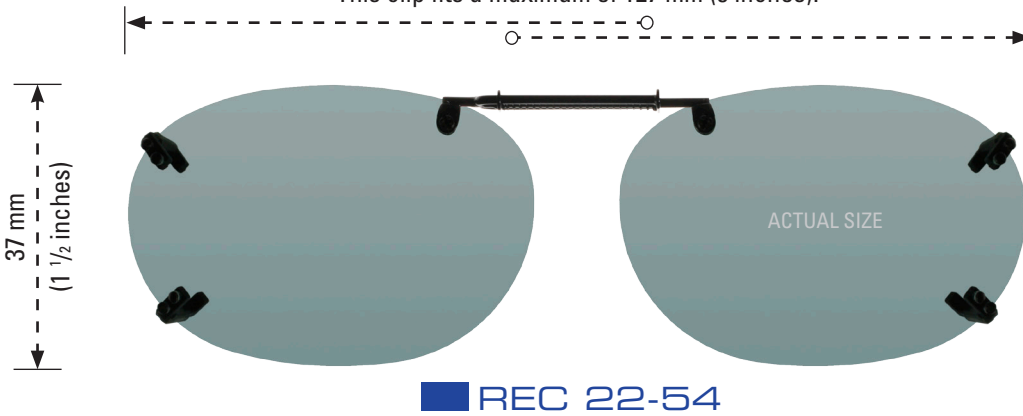
This clip fits a maximum of 129 mm (5 inches).



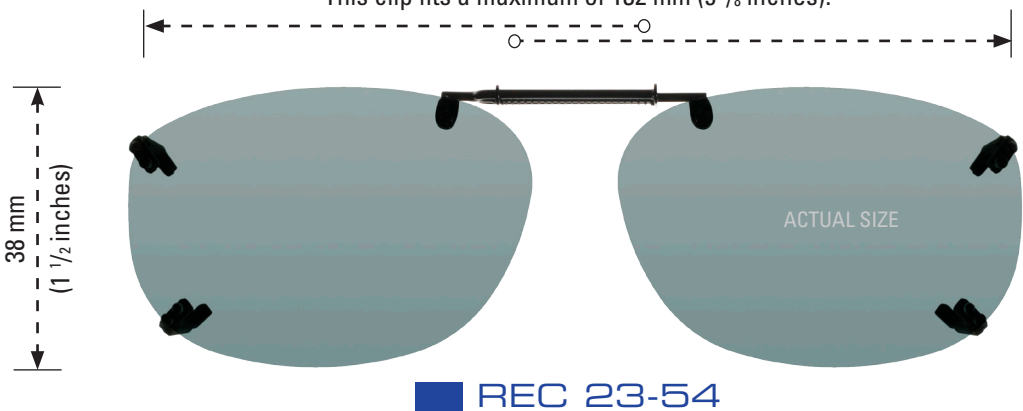
This clip fits a maximum of 132 mm (5 1/8 inches).



This clip fits a maximum of 127 mm (5 inches).



This clip fits a maximum of 132 mm (5 1/8 inches).



INCLUDED CASE

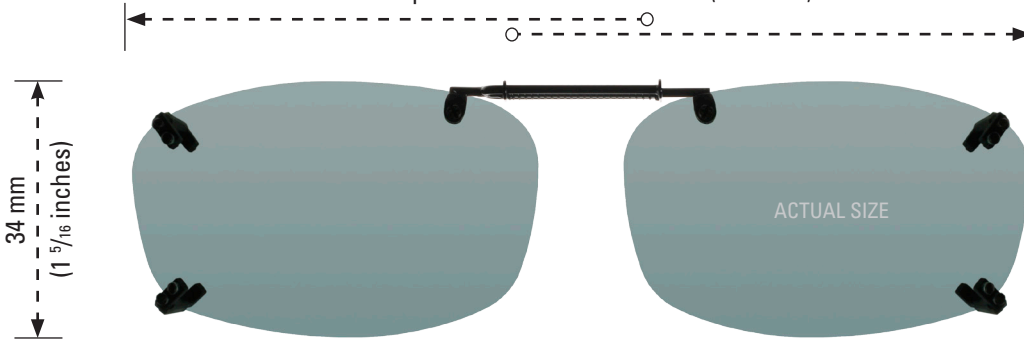


The image of the quarter should be the same size as an actual quarter when printed at full scale. The image should be 24 mm in diameter at full size.

ISOLATE YOUR EYES
COCOONS®

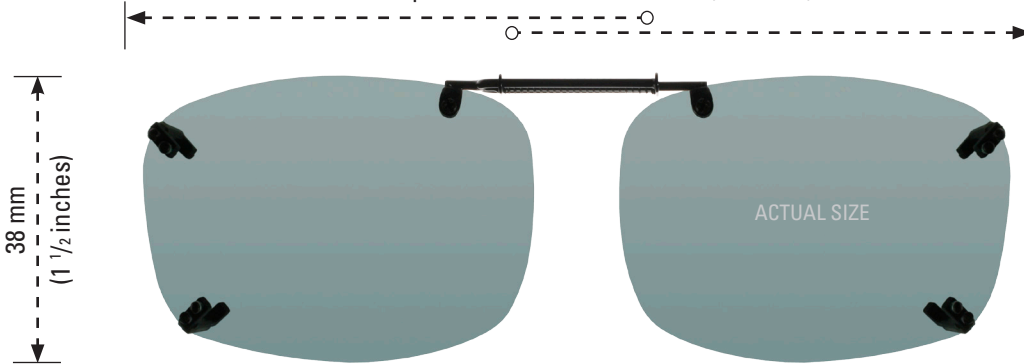
Use the Clip-On illustrations shown to determine if this size will fit your prescription glasses. To use the sizing guide, print this page at 100% actual size and then place your prescription glasses face down on the image. If the shape does not closely match the shape of your eyewear frame, please try another size.

This clip fits a maximum of 129 mm (5 inches).



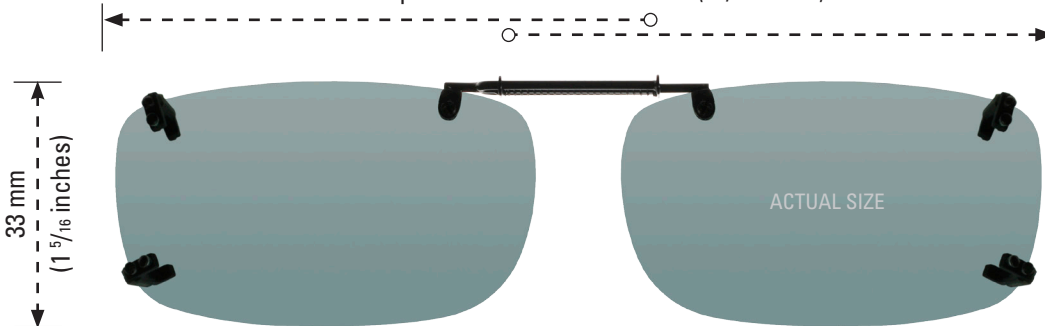
■ REC 25-54

This clip fits a maximum of 125 mm (5 inches).



■ REC 27-52

This clip fits a maximum of 134 mm (5 1/4 inches).



■ REC 28-56



INCLUDED CASE



The image of the quarter should be the same size as an actual quarter when printed at full scale. The image should be 24 mm in diameter at full size.