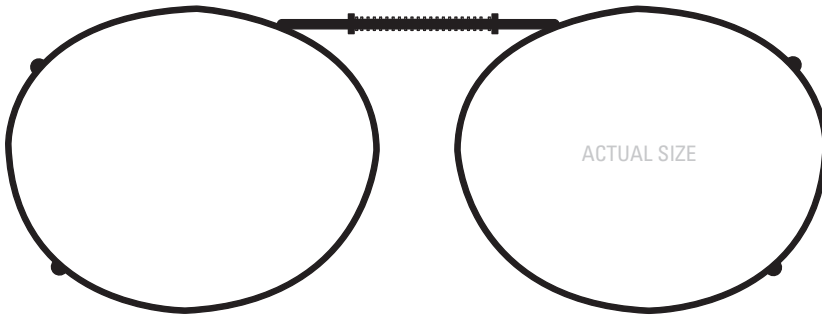


This clip fits a maximum of 125 mm (4 ¹⁵/₁₆ inches).

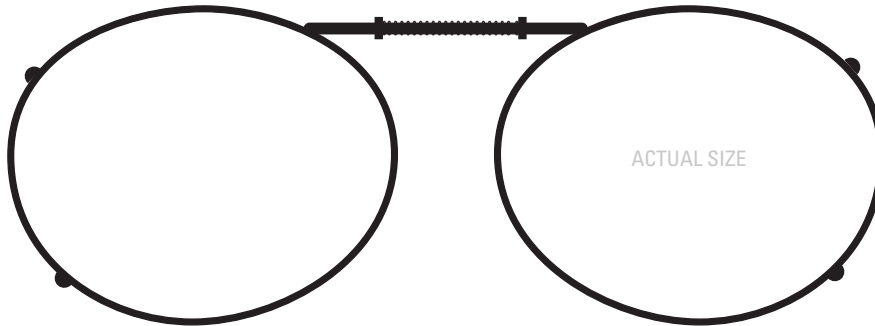
39 mm
(1 ⁹/₁₆ inches)



● OVL1-48

This clip fits a maximum of 125 mm (4 ¹⁵/₁₆ inches).

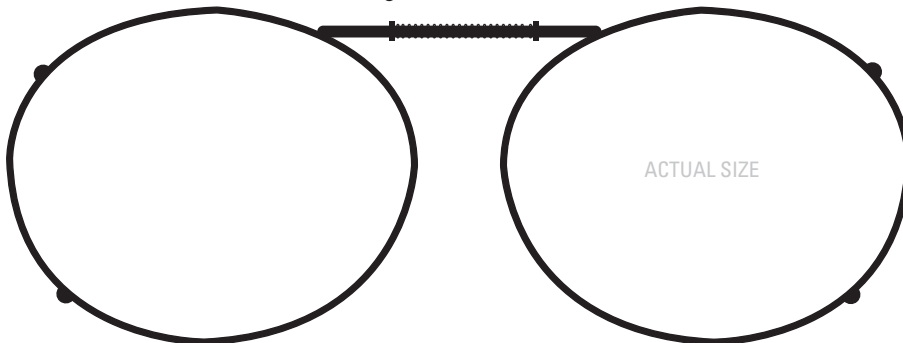
40 mm
(1 ⁹/₁₆ inches)



● OVL1-50

This clip fits a maximum of 127 mm (5 inches).

41 mm
(1 ⁵/₈ inches)



● OVL1-51

ISOLATE YOUR EYES
COCOONS®

CLIP-ONS SIZING INSTRUCTIONS:

Use the shape illustrations to find the clip size that most accurately fits your prescription glasses. To find the perfect fit, print out this form at 100% actual size and then place your prescription glasses face down on each shape and choose the one that is closest to the shape of your eyewear.




INCLUDED CASE



The image of the quarter should be the same size as an actual quarter when printed at full scale. The image should be 24 mm in diameter at full size.

This clip fits a maximum of 118 mm (4 ⁵/₈ inches).


30 mm
(1 ¹/₈ inches)



● OVL2-46

This clip fits a maximum of 123 mm (4 ³/₄ inches).

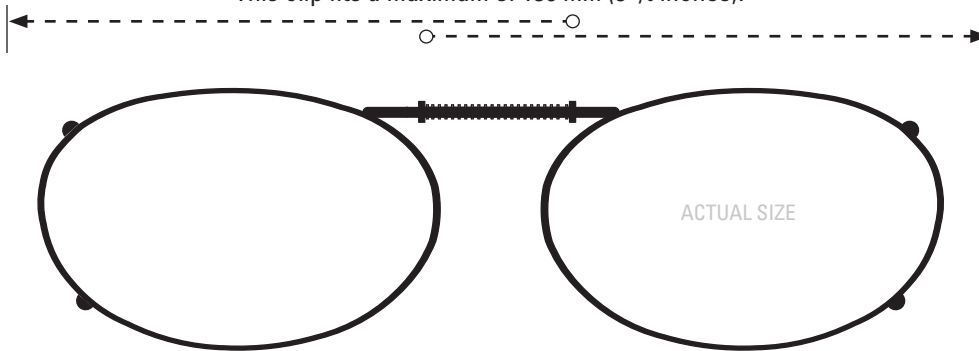
31 mm
(1 ³/₁₆ inches)



● OVL2-48

This clip fits a maximum of 130 mm (5 ¹/₈ inches).

33 mm
(1 ⁵/₁₆ inches)



● OVL2-51

ISOLATE YOUR EYES
COCOONS®

CLIP-ONS SIZING INSTRUCTIONS:

Use the shape illustrations to find the clip size that most accurately fits your prescription glasses. To find the perfect fit, print out this form at 100% actual size and then place your prescription glasses face down on each shape and choose the one that is closest to the shape of your eyewear.



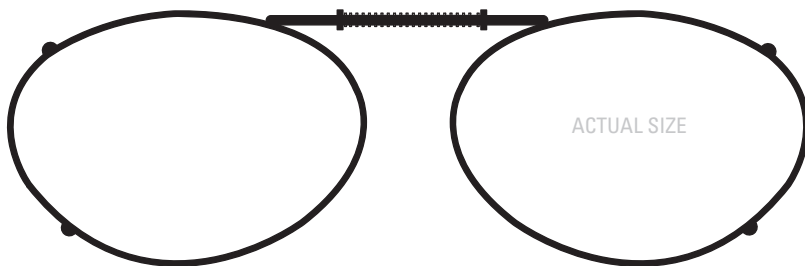
INCLUDED CASE



The image of the quarter should be the same size as an actual quarter when printed at full scale. The image should be 24 mm in diameter at full size.

This clip fits a maximum of 120 mm (4 ³/₄ inches).

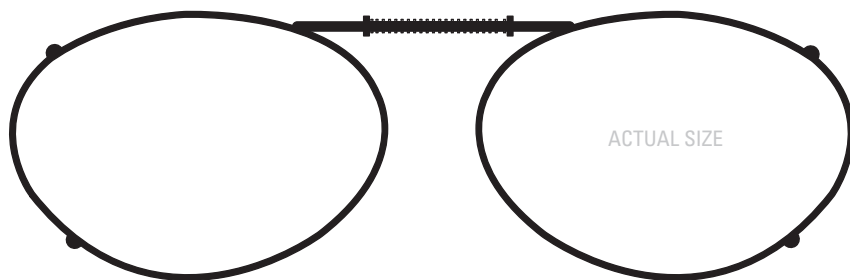
32 mm
(1 ¹/₄ inches)



● OVL3-46

This clip fits a maximum of 122 mm (4 ³/₄ inches).

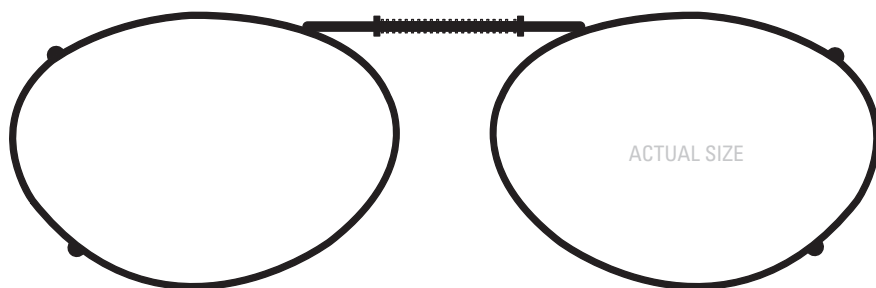
34 mm
(1 ³/₈ inches)



● OVL3-48

This clip fits a maximum of 126 mm (4 ¹⁵/₁₆ inches).

35 mm
(1 ³/₈ inches)



● OVL3-50

ISOLATE YOUR EYES
COCOONS®

CLIP-ONS SIZING INSTRUCTIONS:

Use the shape illustrations to find the clip size that most accurately fits your prescription glasses. To find the perfect fit, print out this form at 100% actual size and then place your prescription glasses face down on each shape and choose the one that is closest to the shape of your eyewear.



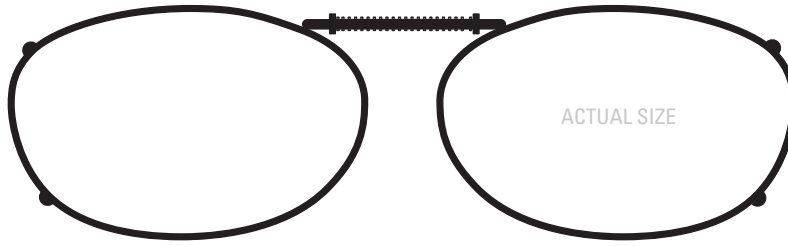
INCLUDED CASE



The image of the quarter should be the same size as an actual quarter when printed at full scale. The image should be 24 mm in diameter at full size.

This clip fits a maximum of 115 mm (4 1/2 inches).

27 mm
(1 1/16 inches)



● OVL4-44

ISOLATE YOUR EYES
COCOONS®

CLIP-ONS SIZING INSTRUCTIONS:

Use the shape illustration to determine if this clip size most accurately fits your prescription glasses. To use the sizing guide, print out this form at 100% actual size and then place your prescription glasses face down on the shape to determine if it fits your eyewear.



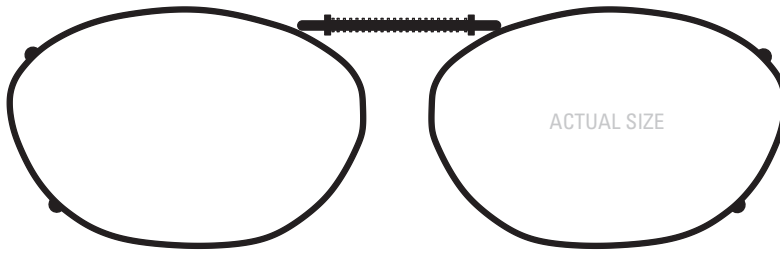
INCLUDED CASE



The image of the quarter should be the same size as an actual quarter when printed at full scale. The image should be 24 mm in diameter at full size.

This clip fits a maximum of 120 mm (4 ³/₄ inches).

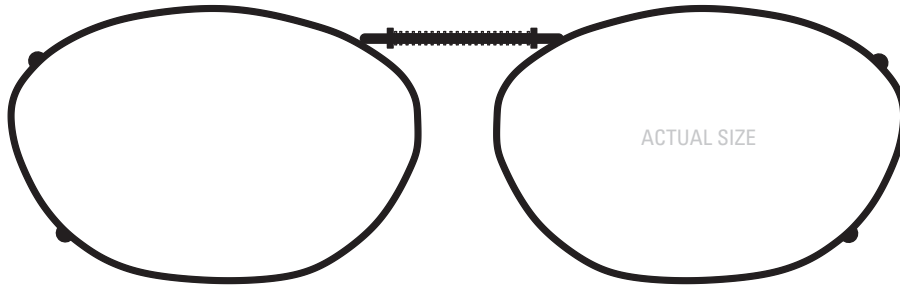
30 mm
(1 ³/₁₆ inches)



● OVL5-46

This clip fits a maximum of 128 mm (5 ¹/₁₆ inches).

33 mm
(1 ⁵/₁₆ inches)



● OVL5-51

ISOLATE YOUR EYES
COCOONS®

CLIP-ONS SIZING INSTRUCTIONS:

Use the shape illustrations to find the clip size that most accurately fits your prescription glasses. To find the perfect fit, print out this form at 100% actual size and then place your prescription glasses face down on each shape and choose the one that is closest to the shape of your eyewear.



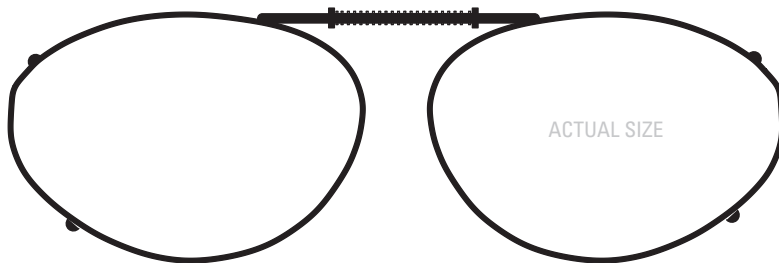
INCLUDED CASE



The image of the quarter should be the same size as an actual quarter when printed at full scale. The image should be 24 mm in diameter at full size.

This clip fits a maximum of 120 mm (4 ³/₄ inches).

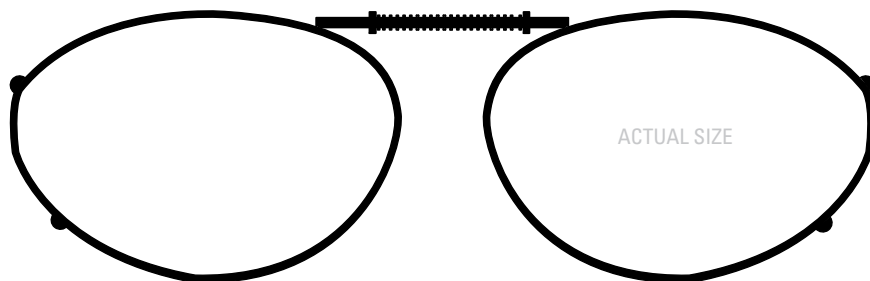
31 mm
(1 ³/₁₆ inches)



● OVL6-46

This clip fits a maximum of 130 mm (5 ¹/₈ inches).

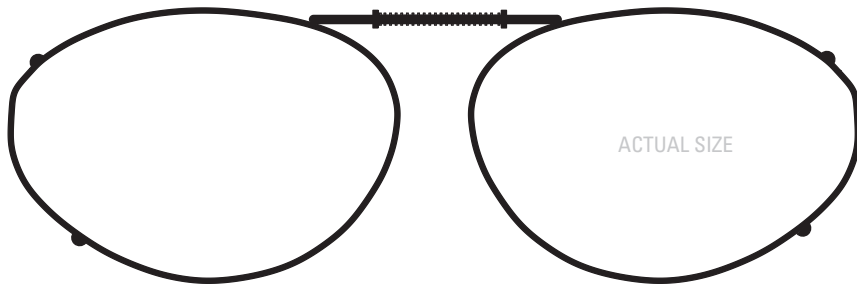
34 mm
(1 ³/₈ inches)



● OVL6-50

This clip fits a maximum of 130 mm (5 ¹/₈ inches).

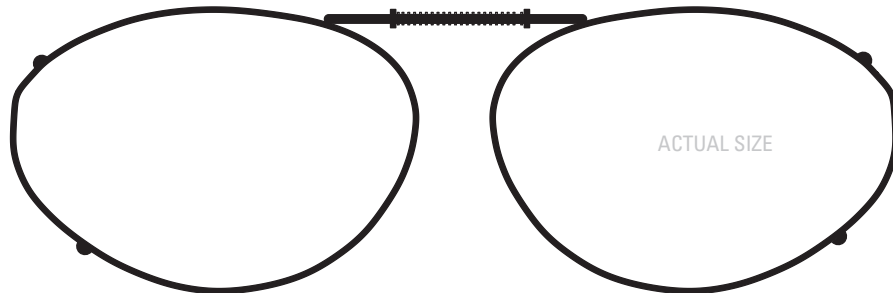
36 mm
(1 ⁷/₁₆ inches)



● OVL6-52

This clip fits a maximum of 135 mm (5 ¹/₄ inches).

37 mm
(1 ⁹/₁₆ inches)



● OVL6-54

ISOLATE YOUR EYES **COCOONS®**

Use the shape illustrations to find the clip size that most accurately fits your prescription glasses. To find the perfect fit, print out this form at 100% actual size and then place your prescription glasses face down on each shape and choose the one that is closest to the shape of your eyewear.



INCLUDED CASE

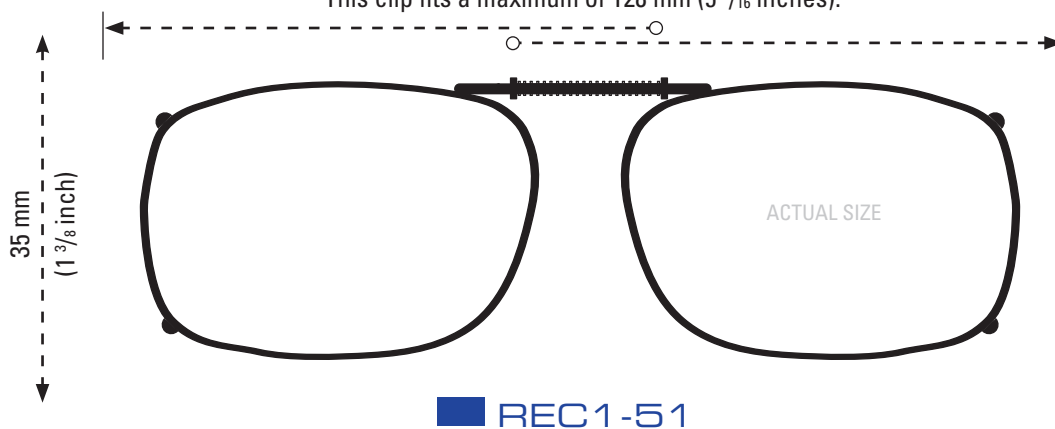


The image of the quarter should be the same size as an actual quarter when printed at full scale. The image should be 24 mm in diameter at full size.

This clip fits a maximum of 126 mm (4 ¹⁵/₁₆ inches).



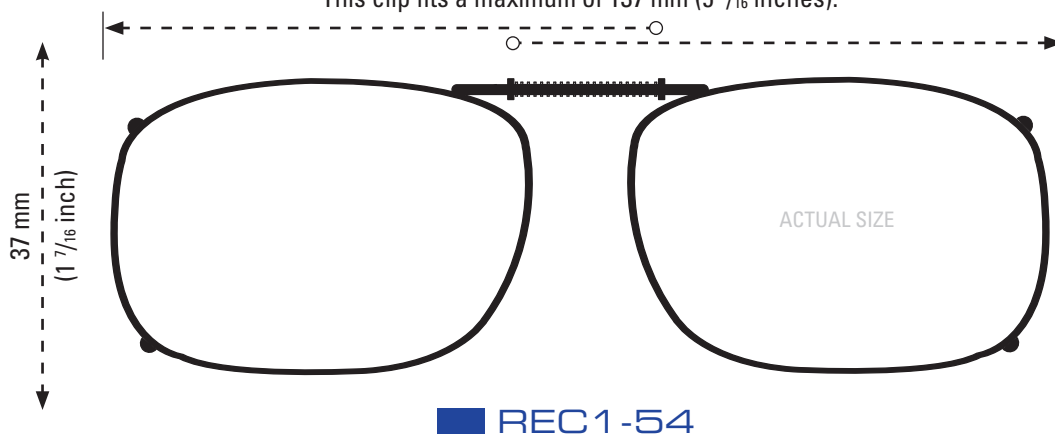
This clip fits a maximum of 128 mm (5 ¹/₁₆ inches).



This clip fits a maximum of 131 mm (5 ¹/₈ inches).



This clip fits a maximum of 137 mm (5 ⁷/₁₆ inches).



ISOLATE YOUR EYES
COCOONS®

CLIP-ONS SIZING INSTRUCTIONS:

Use the shape illustrations to find the clip size that most accurately fits your prescription glasses. To find the perfect fit, print out this form at 100% actual size and then place your prescription glasses face down on each shape and choose the one that is closest to the shape of your eyewear.



INCLUDED CASE

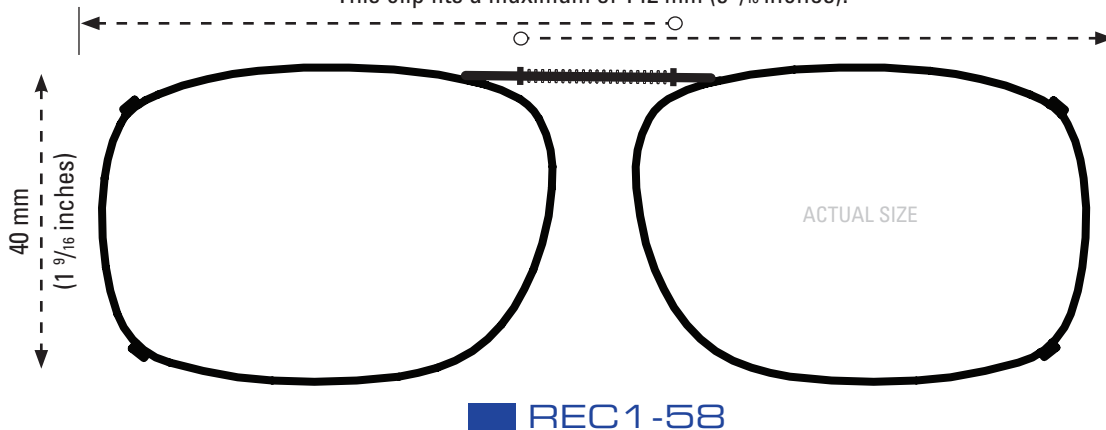


The image of the quarter should be the same size as an actual quarter when printed at full scale. The image should be 24 mm in diameter at full size.

This clip fits a maximum of 140 mm (5 1/2 inches).



This clip fits a maximum of 142 mm (5 9/16 inches).



ISOLATE YOUR EYES **COCOONS®**

CLIP-ONS SIZING INSTRUCTIONS:

Use the shape illustrations to find the clip size that most accurately fits your prescription glasses. To find the perfect fit, print out this form at 100% actual size and then place your prescription glasses face down on each shape and choose the one that is closest to the shape of your eyewear.

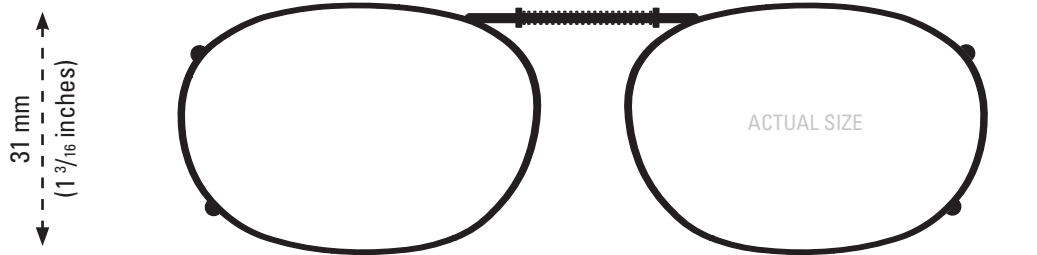


INCLUDED CASE




The image of the quarter should be the same size as an actual quarter when printed at full scale. The image should be 24 mm in diameter at full size.

This clip fits a maximum of 120 mm (4 ³/₄ inches).



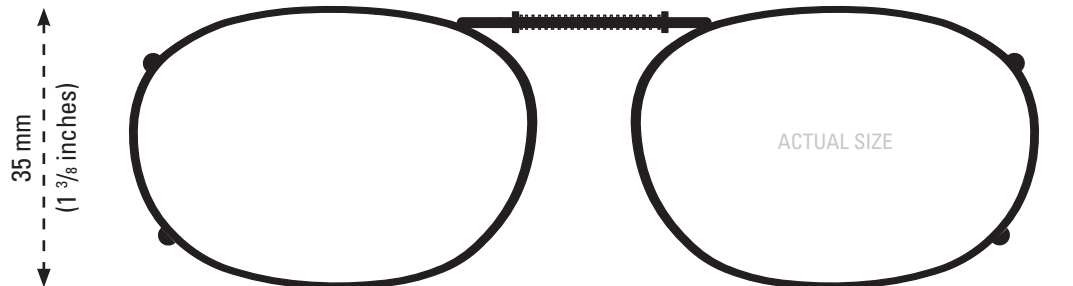
■ REC2-46

This clip fits a maximum of 124 mm (4 ⁷/₈ inches).



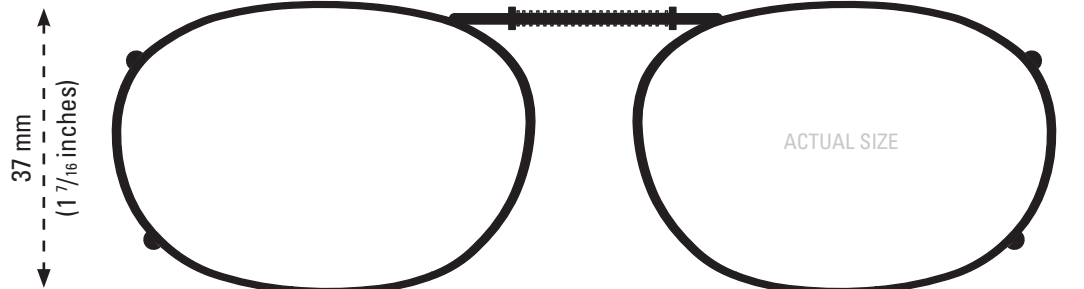
■ REC2-50

This clip fits a maximum of 132 mm (5 ¹/₈ inches).



■ REC2-52

This clip fits a maximum of 136 mm (5 ³/₈ inches).



■ REC2-54

ISOLATE YOUR EYES
COCOONS®

CLIP-ONS SIZING INSTRUCTIONS:

Use the shape illustrations to find the clip size that most accurately fits your prescription glasses. To find the perfect fit, print out this form at 100% actual size and then place your prescription glasses face down on each shape and choose the one that is closest to the shape of your eyewear.



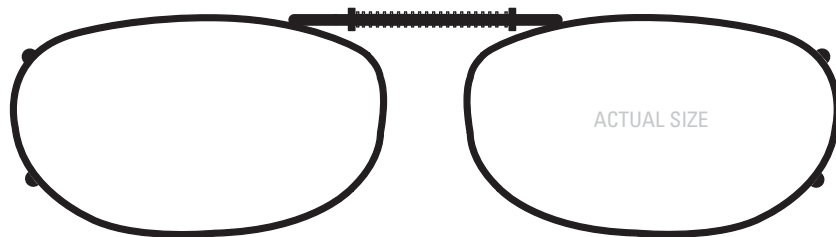
INCLUDED CASE



The image of the quarter should be the same size as an actual quarter when printed at full scale. The image should be 24 mm in diameter at full size.

This clip fits a maximum of 123 mm (4 3/4 inches).

28 mm
(1 1/8 inches)



REC3-48

ISOLATE YOUR EYES
COCOONS®

CLIP-ONS SIZING INSTRUCTIONS:

Use the shape illustration to determine if this clip size most accurately fits your prescription glasses. To use the sizing guide, print out this form at 100% actual size and then place your prescription glasses face down on the shape to determine if it fits your eyewear.



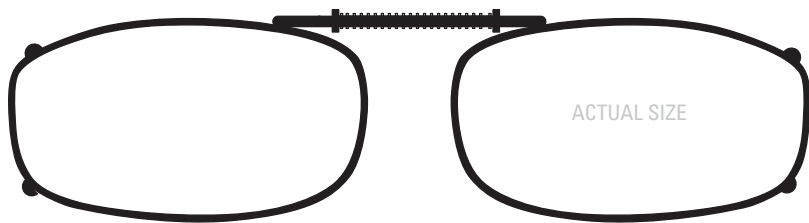
INCLUDED CASE



The image of the quarter should be the same size as an actual quarter when printed at full scale. The image should be 24 mm in diameter at full size.

This clip fits a maximum of 120 mm (4 ³/₄ inches).

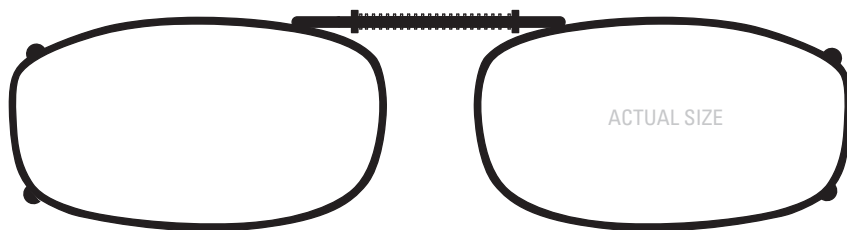
25 mm
(1 inch)



■ REC4-46

This clip fits a maximum of 124 mm (4 ⁷/₈ inches).

27 mm
(1 ¹/₈ inches)



■ REC4-48

ISOLATE YOUR EYES
COCOONS®

CLIP-ONS SIZING INSTRUCTIONS:

Use the shape illustrations to find the clip size that most accurately fits your prescription glasses. To find the perfect fit, print out this form at 100% actual size and then place your prescription glasses face down on each shape and choose the one that is closest to the shape of your eyewear.

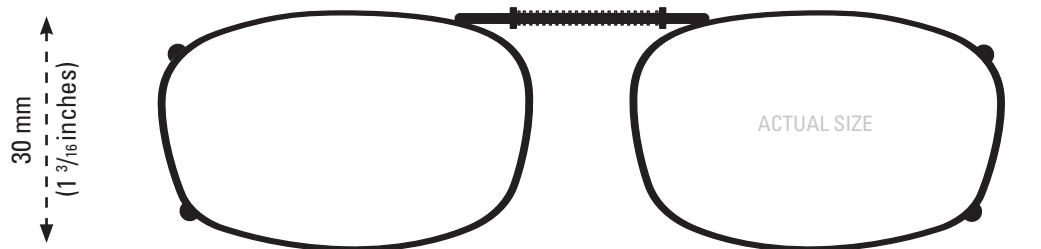


INCLUDED CASE




The image of the quarter should be the same size as an actual quarter when printed at full scale. The image should be 24 mm in diameter at full size.

This clip fits a maximum of 123 mm (4 ³/₄ inches).



■ REC5-48

This clip fits a maximum of 128 mm (5 ¹/₁₆ inches).




■ REC5-50

This clip fits a maximum of 132 mm (5 ¹/₈ inches).



■ REC5-52

This clip fits a maximum of 135 mm (5 ¹/₄ inches).



■ REC5-54

ISOLATE YOUR EYES
COCOONS®

CLIP-ONS SIZING INSTRUCTIONS:

Use the shape illustrations to find the clip size that most accurately fits your prescription glasses. To find the perfect fit, print out this form at 100% actual size and then place your prescription glasses face down on each shape and choose the one that is closest to the shape of your eyewear.




INCLUDED CASE



The image of the quarter should be the same size as an actual quarter when printed at full scale. The image should be 24 mm in diameter at full size.

This clip fits a maximum of 121 mm (4 ³/₄ inches).


26 mm
(1 inch)



■ REC6-46

This clip fits a maximum of 125 mm (4 ¹⁵/₁₆ inches).

27mm
(1 ¹/₈ inches)



■ REC6-48

ISOLATE YOUR EYES
COCOONS®

CLIP-ONS SIZING INSTRUCTIONS:

Use the shape illustration to determine if this clip size most accurately fits your prescription glasses. To use the sizing guide, print out this form at 100% actual size and then place your prescription glasses face down on the shape to determine if it fits your eyewear.




INCLUDED CASE




The image of the quarter should be the same size as an actual quarter when printed at full scale. The image should be 24 mm in diameter at full size.

This clip fits a maximum of 129 mm (5 ¹/₁₆ inches).




■ REC7-50

This clip fits a maximum of 133 mm (5 ¹/₄ inches).



■ REC7-52

This clip fits a maximum of 137 mm (5 ⁷/₁₆ inches).



■ REC7-54

ISOLATE YOUR EYES
COCOONS®

CLIP-ONS SIZING INSTRUCTIONS:

Use the shape illustrations to find the clip size that most accurately fits your prescription glasses. To find the perfect fit, print out this form at 100% actual size and then place your prescription glasses face down on each shape and choose the one that is closest to the shape of your eyewear.

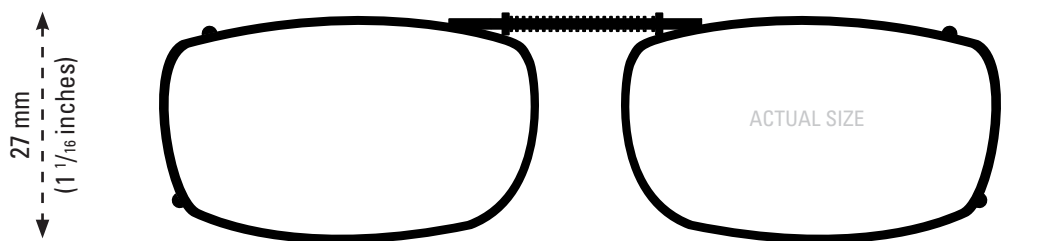


INCLUDED CASE



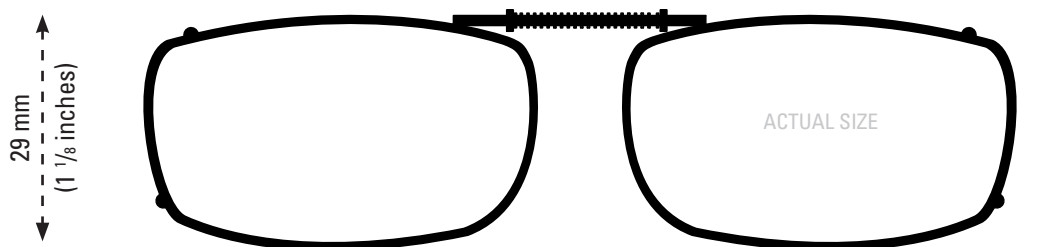
The image of the quarter should be the same size as an actual quarter when printed at full scale. The image should be 24 mm in diameter at full size.

This clip fits a maximum of 125 mm (4 ¹⁵/₁₆ inches).



■ REC 15-48

This clip fits a maximum of 127 mm (5 ¹/₁₆ inches).




■ REC 15-50

This clip fits a maximum of 133 mm (5 ⁵/₁₆ inches).



■ REC 15-52

This clip fits a maximum of 136 mm (5 ³/₈ inches).



■ REC 15-54

ISOLATE YOUR EYES
COCOONS®

CLIP-ONS SIZING INSTRUCTIONS:

Use the shape illustrations to find the clip size that most accurately fits your prescription glasses. To find the perfect fit, print out this form at 100% actual size and then place your prescription glasses face down on each shape and choose the one that is closest to the shape of your eyewear.



INCLUDED CASE



The image of the quarter should be the same size as an actual quarter when printed at full scale. The image should be 24 mm in diameter at full size.

This clip fits a maximum of 140 mm (5 1/2 inches).



This clip fits a maximum of 141 mm (5 1/2 inches).



ISOLATE YOUR EYES
COCOONS®

CLIP-ONS SIZING INSTRUCTIONS:

Use the shape illustration to determine if this clip size most accurately fits your prescription glasses. To use the sizing guide, print out this form at 100% actual size and then place your prescription glasses face down on the shape to determine if it fits your eyewear.

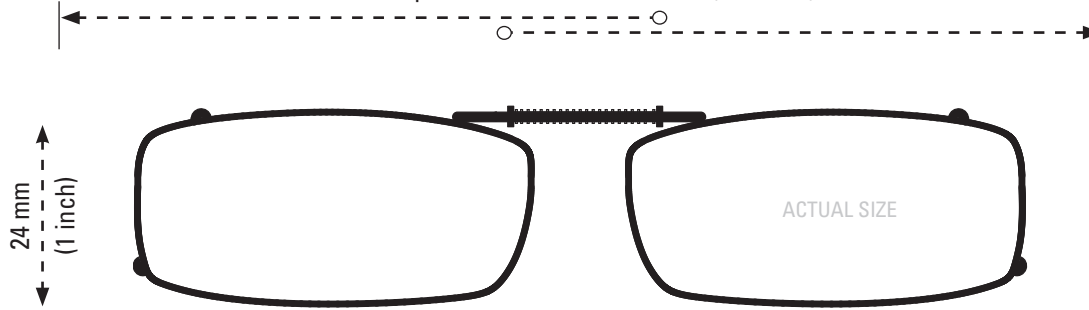


INCLUDED CASE




The image of the quarter should be the same size as an actual quarter when printed at full scale. The image should be 24 mm in diameter at full size.

This clip fits a maximum of 128 mm (5 inches).



■ REC18-51

This clip fits a maximum of 134 mm (5 1/4 inches).



■ REC18-55

ISOLATE YOUR EYES
COCOONS®

CLIP-ONS SIZING INSTRUCTIONS:

Use the shape illustration to determine if this clip size most accurately fits your prescription glasses. To use the sizing guide, print out this form at 100% actual size and then place your prescription glasses face down on the shape to determine if it fits your eyewear.




INCLUDED CASE



The image of the quarter should be the same size as an actual quarter when printed at full scale. The image should be 24 mm in diameter at full size.

This clip fits a maximum of 120 mm (4 ³/₄ inches).



● RND2-48

This clip fits a maximum of 126 mm (4 ¹⁵/₁₆ inches).



● RND2-50

This clip fits a maximum of 134 mm (5 ¹/₄ inches).



● RND2-52

This clip fits a maximum of 139 mm (5 ¹/₂ inches).



● RND2-54

ISOLATE YOUR EYES
COCOONS®

CLIP-ONS SIZING INSTRUCTIONS:

Use the shape illustration to determine if this clip size most accurately fits your prescription glasses. To use the sizing guide, print out this form at 100% actual size and then place your prescription glasses face down on the shape to determine if it fits your eyewear.




INCLUDED CASE



The image of the quarter should be the same size as an actual quarter when printed at full scale. The image should be 24 mm in diameter at full size.

This clip fits a maximum of 134 mm (5¹/₄ inches).



■ SQR1-54

ISOLATE YOUR EYES
COCOONS®

CLIP-ONS SIZING INSTRUCTIONS:

Use the shape illustration to determine if this clip size most accurately fits your prescription glasses. To use the sizing guide, print out this form at 100% actual size and then place your prescription glasses face down on the shape to determine if it fits your eyewear.




INCLUDED CASE




The image of the quarter should be the same size as an actual quarter when printed at full scale. The image should be 24 mm in diameter at full size.

This clip fits a maximum of 134 mm (5¹/₄ inches).




■ SQR2-53

This clip fits a maximum of 140 mm (5¹/₂ inches).



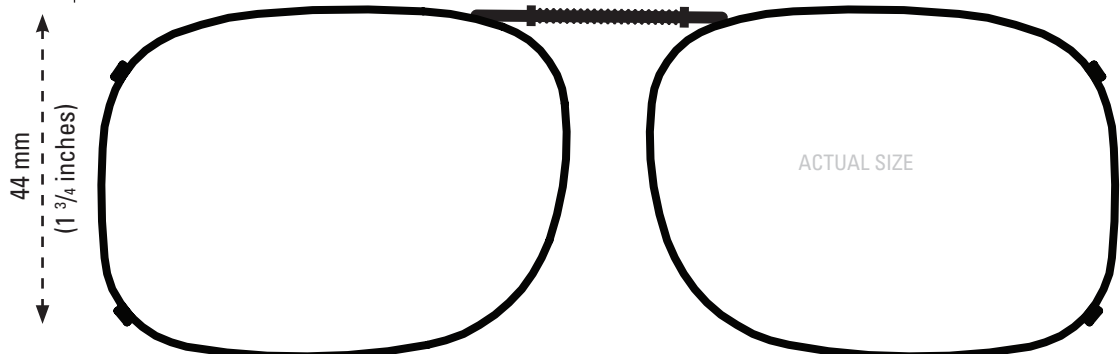
■ SQR2-56

This clip fits a maximum of 147 mm (5³/₄ inches).



■ SQR2-58

This clip fits a maximum of 151 mm (6 inches).



■ SQR2-60

ISOLATE YOUR EYES
COCOONS®

CLIP-ONS SIZING INSTRUCTIONS:

Use the shape illustrations to find the clip size that most accurately fits your prescription glasses. To find the perfect fit, print out this form at 100% actual size and then place your prescription glasses face down on each shape and choose the one that is closest to the shape of your eyewear.




INCLUDED CASE



The image of the quarter should be the same size as an actual quarter when printed at full scale. The image should be 24 mm in diameter at full size.

This clip fits a maximum of 140 mm (5½ inches).



■ SQR3-57

ISOLATE YOUR EYES
COCOONS®

CLIP-ONS SIZING INSTRUCTIONS:

Use the shape illustration to determine if this clip size most accurately fits your prescription glasses. To use the sizing guide, print out this form at 100% actual size and then place your prescription glasses face down on the shape to determine if it fits your eyewear.



INCLUDED CASE



The image of the quarter should be the same size as an actual quarter when printed at full scale. The image should be 24 mm in diameter at full size.